


# 150 and 175 Watt Ka-Band Antenna Mount High Power Amplifiers



## FEATURES

- *Compact 46 lb. antenna mount package*
- *RS-232/422/ 485 M&C interface*
- *Ethernet option*
- *Linearizer option*

The **XTD-150Ka** and **XTD-175Ka** series are compact self contained antenna mount power amplifiers designed for low cost installation and long life. Cooling and monitor & control systems are all self contained within the amplifier. These highly compact units typically weigh only 46 pounds. Alternative frequency coverage is available.

These amplifiers have built-in waveguide switch control capability. This can be used in a 1:1 redundancy configuration. A single RS-485 cable can control two amplifiers and redundancy switch.

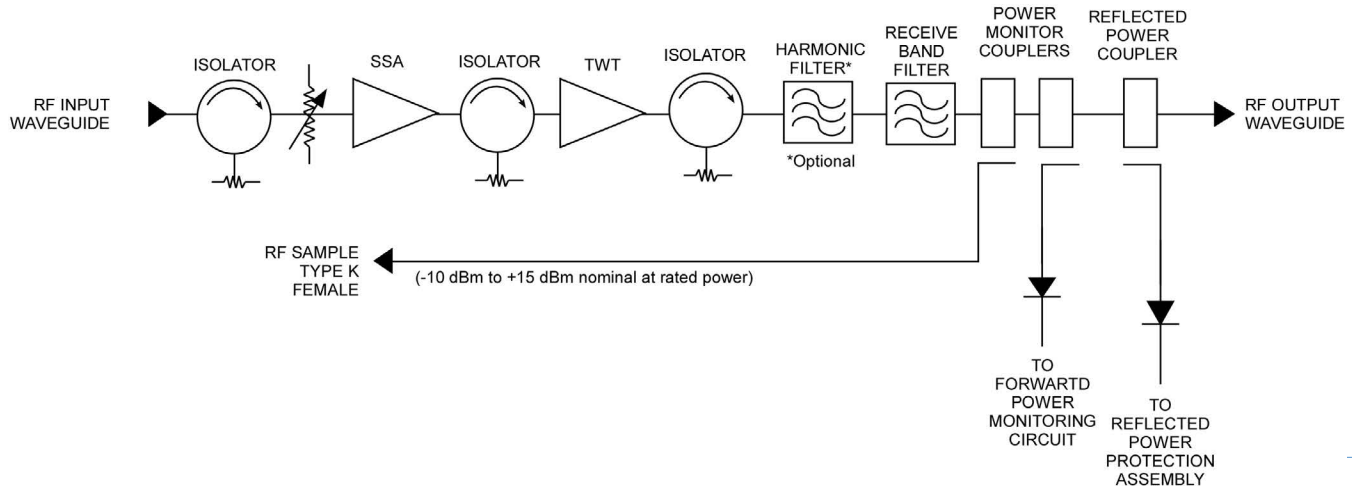
The amplifiers are available with multiple options including redundant and phase combined system configurations, integral linearizers and harmonic filters. Remote external controllers are available to operate the HPA from a user selected location.



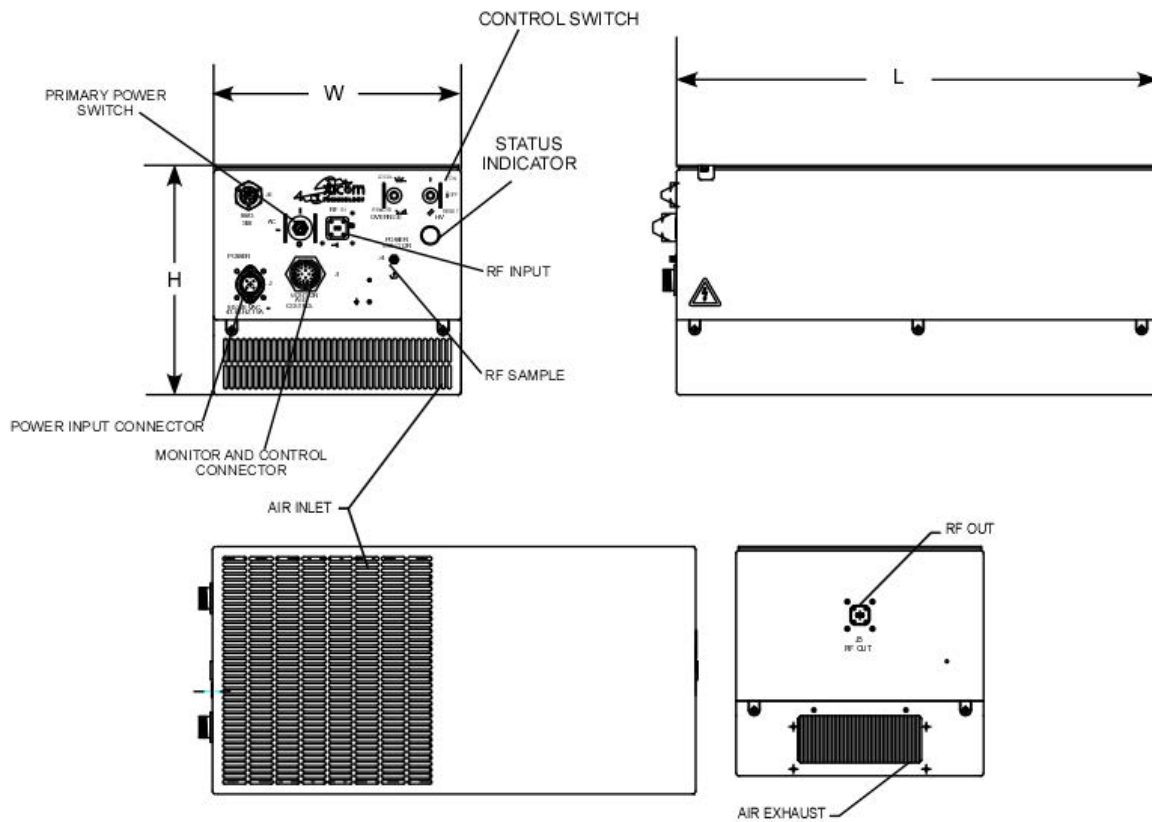
# PERFORMANCE SPECIFICATION

Parameters	XTD-150Ka	XTD-175Ka
FREQUENCY RANGE	27.5 to 30.0 GHz (alternate sub-bands in the 27.5 to 31.0 GHz band available)	
OUTPUT POWER		
Traveling Wave Tube (Saturated Power (typical))	150 W (51.8 dBm)	175 W (52.4 dBm)
Rated Power @ Amplifier Flange (minimum)	130 W (51.1 dBm)	150 W (51.7 dBm)
GAIN		
Large Signal (minimum)	70 dB	
Small Signal (minimum)	75 dB	
Attenuator Range (continuous)	30 dB	
Maximum SSG Variation Over		
Any Narrow Band	0.80 dB per 60 MHz	
Any 1 GHz Band	2.5 dB	
Slope (maximum)	± 0.04 dB/MHz	
Stability, 24 hr. (maximum)	± 0.25 dB	
Stability, Temperature (maximum)	± 1.0 dB over temperature range at any frequency	
LINEARITY	7.5 dB below flange power (3.2 dB with linearizer option)	
Intermodulation -25 dBc		
HARMONIC OUTPUT (maximum)	-60 dBc	
AM/PM CONVERSION (maximum) @ P <sub>o</sub> = 6 dB below rated power	2.5 deg/dB (1.0 deg/dB with optional linearizer)	
NOISE POWER (maximum)		
Transmit Band	-70 dBW/4 kHz	
Receive Band (<21.2 GHz)	-150 dBW/4 kHz	
GROUP DELAY (maximum)		
Bandwidth	Any 60 Hz	
Linear	0.01 nS/MHz	
Parabolic	0.005 nS/MHz <sup>2</sup>	
Ripple	0.5 nS/Pk-Pk	
RESIDUAL AM NOISE (maximum)	-50 dBc to 10 kHz -20 (1.5 + logf) dBc 10 to 500 kHz -85 dBc above 500 kHz	
PHASE NOISE (maximum)	12 dB below IESS phase noise profile AC fundamental -50 dBc Sum of all spurs -47 dBc	
VSWR		
Input (maximum)	1.3:1	
Output (maximum)	1.3:1	

# BLOCK DIAGRAM



# OUTLINE DRAWING



### DIMENSIONS

	INCHES	CENTIMETERS
W	10.25	26.04
L	20.00	50.80
H	9.50	24.13

Nominal Weight = 46 lbs. (20.87 kg)



## PRIME POWER

90 to 264 VAC  
47 to 63 Hz, Single Phase  
750 VA Max. — XTD-150Ka  
800 VA Max. — XTD-175Ka  
0.95 Minimum Prime Power Factor



## ENVIRONMENT

NONOPERATING TEMPERATURE RANGE	-50°C to +70°C
OPERATING TEMPERATURE RANGE	-40°C to +60°C (2°C/1000 Feet Derating)
HUMIDITY	Up to 100% Condensing
ALTITUDE	10,000 Feet MSL Max.
SHOCK AND VIBRATION	Normal Transportation
COOLING	Forced Air (self cooled)

## INTERFACE

Type	Function	
LOCAL CONTROL	Prime Power ON/OFF	Local/Remote
	Power Supply ON/OFF	HV ON/OFF
LOCAL STATUS	Tri-Color LED:	
	Fault: Red	Standby: Continuous Amber
	HV ON: Green	FTD: Flashing Amber
REMOTE CONTROL	HV ON/OFF	RF Inhibit
	RF Attenuation	Fault Reset
	Heater Standby	Constant Power
REMOTE STATUS	HV ON	Heater/Beam Hours
	RF Output Power	Fault Identification
	Reflected Power	TWT Temperature
	Filament Time Delay	Helix Current
	Helix Voltage	
DISCRETE STATUS	Summary Fault (2X Form C Dry Contact Closure)	
RF MONITOR PORT	-43 dB Coupling Value (approx.)	

## OPTIONS

- Linearizer
- Harmonic Filter (0.25 dB output power reduction)
- WR-34 Waveguide Output or Input
- Alternate Frequency Coverage
- Remote External Controller
- 1:1, 1:2, 1:N Redundancy
- Phase Combined
- Block Upconverter

## Headquarters

Comtech Xicom Technology, Inc.  
3550 Bassett Street  
Santa Clara, CA 95054  
USA

Phone: +1-408-213-3000

Fax: +1-408-213-3001

email: [sales@xicomtech.com](mailto:sales@xicomtech.com)

Web: [www.xicomtech.com](http://www.xicomtech.com)

## Europe Sales Office

Comtech Xicom Technology Europe, LTD  
4 Portland Business Center  
Manor House Lane  
Datchet  
Berkshire SL3 9EG  
United Kingdom

Phone: +011 44 (0) 1753 549 999

Fax: +011 44 (0) 1753 549 997

email: [sales@xicomeurope.com](mailto:sales@xicomeurope.com)

Web: [www.xicomtech.com](http://www.xicomtech.com)

## Asia Sales Office

Comtech Xicom Technology  
150 Cecil Street  
#08-02  
Singapore 069543

Phone: +011 65 6325 1953

Fax: +011 65 6325 1950

email: [asiasales@xicomtech.com](mailto:asiasales@xicomtech.com)

Web: [www.xicomtech.com](http://www.xicomtech.com)